

5-Sep-2023

Foreign Currency Exchange rates

*CONVENTIONAL QUOTES				*CONVENTIONAL QUOTES				*CONVENTIONAL QUOTES				*CONVENTIONAL QUOTES			
USD CROSS RATES				GBP CROSS RATES				EUR CROSS RATES				ZWL CROSS RATES (WBWS)			
Country	Buy	Sell	Mid	Buy	Sell	Mid	Buy	Sell	Mid	Buy	Sell	Mid	Buy	Sell	Mid
USD													4472.0777	5,071.4283	4,610.3894
ZAR	18.2496	20.1706	19.2101	22.96891	25.38669	24.1778	19.6402	21.7076	20.6739	0.0041	0.0043	0.0042			
EURO	1.0224	1.1300	1.0762							4,837.6585	5,085.7436	4,961.7011			
GBP	1.1957	1.3215	1.2586				0.8123	0.8979	0.8551	5,657.5702	5,947.7020	5,802.6361			
BWP	0.0694	0.0767	0.0730	16.3790	18.1032	17.2411	14.0053	15.4796	14.7425	328.1445	344.9724	336.5584			
JPY	139.55	154.24	146.90	175.6379	194.1261	184.8820	150.1840	165.9928	158.0884	0.0311	0.0327	0.0319			
AUD	0.6057	0.6695	0.6376	1.8753	2.0727	1.9740	1.6035	1.7723	1.6879	2866.0947	3013.0739	2939.5843			
CAD	1.2967	1.4331	1.3649	1.6320	1.8038	1.7179	1.3955	1.5424	1.4689	0.0003	0.0003	0.0003			
CHF	0.8426	0.9312	0.8869	1.0604	1.172065	1.1162523	0.9068	1.0022	0.9545	0.0002	0.0002	0.0002			

Under the conventional quotes, the USD is the base currency in all instances except for the following currencies, EUR, GBP, AUD and BWP.

For other currencies against RTGS Dollar, the client needs to buy USD and use conventional rates against the USD.


INTERBANK RATE				Other European Countries Mid-rates				Other Asian Countries Mid-rates				COMESA Mid-Rates			
				**For these Please call Treasury				**For these Please call Treasury				**For these Please call Treasury			
USD/ZWL (RTGS \$)				USD CROSS				USD CROSS				USD CROSS			
4,610.3894				Country Mid				Country Mid				Country Mid			
				Sweden 11.0951				China 7.2962				Kenya 145.85			
								India 82.9564				Malawi 1,057.6100			
												Zambia 20.4750			

MONEY MARKET INDICATIVE RATES

SOFR (USD)				(Minimum amount FOR INVESTMENT ZWL 500,000)						USD MONEY MARKET INDICATIVE RATES						
1 Month	3 Months	6 Months		30 Days	60 Days	90 Days	180 Days	1 Year		30 Days	60 Days	90 Days	180 Days	1 Year		
5.31135%	5.18697%	5.06045%		50.00%	50.00%	50.00%	51.00%	52.00%		5-100K	2.50%	2.75%	3.00%	3.25%	3.50%	
										101-250K	4.00%	4.50%	5.00%	6.00%	7.00%	
										251-500K	5.00%	5.50%	6.00%	7.00%	8.00%	

DISCLAIMER: This publication has been prepared by First Capital Bank Limited and is provided to you for information purposes only. Prices shown in this publication are indicative and First Capital Bank Limited is not offering to buy or sell or soliciting offers to buy or sell any financial instrument. The information contained in this publication has been obtained from sources that First Capital Bank Limited believes to be reliable, but First Capital Bank Limited does not represent or warrant that it is accurate or complete. The views in this publication are those of First Capital Bank Limited and are subject to change, and First Capital Bank Limited has no obligation to update its opinions or the information in this publication.

UNRESTRICTED




YOU'RE GONNA love this app

The Big Bank brings you the new, faster and secure banking solution to make life so much easier.


Remember to Open a Digital Account Today.

- View all accounts
- Face recognition and Biometric log-in
- Quick Pay for Favourites
- Make Zipit payments
- Instant Bill payments
- Share P.O.P's



Download today on:

Download on the App Store | GET IT ON Google Play

Belief comes first. 

www.firstcapitalbank.co.zw

Botswana • Malawi • Mozambique • Zambia • Zimbabwe

First Capital Bank is a Registered Commercial Bank and a member of the Deposit Protection Scheme. Terms and conditions apply.