

3-Nov-2023

Foreign Currency Exchange rates

*CONVENTIONAL QUOTES				*CONVENTIONAL QUOTES				*CONVENTIONAL QUOTES				*CONVENTIONAL QUOTES			
USD CROSS RATES				GBP CROSS RATES				EUR CROSS RATES				ZWL CROSS RATES (WBWS)			
Country	Buy	Sell	Mid	Buy	Sell	Mid	Buy	Sell	Mid	Buy	Sell	Mid	Buy	Sell	Mid
USD													5548.1276	6,291.6911	5,719.7192
ZAR	17.4430	19.2791	18.3610	21.28646	23.52714	22.4068	18.5453	20.4975	19.5214	0.0031	0.0033	0.0032			
EURO	1.0100	1.1164	1.0632										5,929.1753	6,233.2356	6,081.2055
GBP	1.1593	1.2814	1.2204				0.8276	0.9148	0.8712	6,805.5578	7,154.5608	6,980.0593			
BWP	0.0703	0.0777	0.0740	15.6667	17.3158	16.4912	13.6492	15.0859	14.3676	412.6777	433.8407	423.2592			
JPY	142.77	157.80	150.29	174.2303	192.5703	183.4003	151.7939	167.7722	159.7830	0.0256	0.0269	0.0263			
AUD	0.6114	0.6757	0.6436	1.8015	1.9911	1.8963	1.5695	1.7347	1.6521	3588.9022	3772.9484	3680.9253			
CAD	1.3051	1.4424	1.3738	1.5926	1.7603	1.6765	1.3875	1.5336	1.4606	0.0002	0.0002	0.0002			
CHF	0.8599	0.9505	0.9052	1.0494	1.1598939	1.1046608	0.9143	1.0105	0.9624	0.0002	0.0002	0.0002			

Under the conventional quotes, the USD is the base currency in all instances except for the following currencies, EUR, GBP, AUD and BWP.

For other currencies against RTGS Dollar, the client needs to buy USD and use conventional rates against the USD.

INTERBANK RATE				Other European Countries Mid-rates				Other Asian Countries Mid-rates				COMESA Mid-Rates			
				**For these Please call Treasury				**For these Please call Treasury				**For these Please call Treasury			
USD/ZWL (RTGS \$)				USD CROSS				USD CROSS				USD CROSS			
5,719.7192				Country Mid				Country Mid				Country Mid			
				Sweden 11.0996				China 7.3162				Kenya 151.15			
								India 83.2600				Malawi 1,125.9100			
												Zambia 22.2050			

MONEY MARKET INDICATIVE RATES


SOFR (USD)		
1 Month	3 Months	6 Months
5.32131%	5.34044%	5.25950%

(Minimum amount FOR INVESTMENT ZWL 500,000)					
30 Days	60 Days	90 Days	180 Days	1 Year	
50.00%	50.00%	50.00%	51.00%	52.00%	

USD MONEY MARKET INDICATIVE RATES						
	30 Days	60 Days	90 Days	180 Days	1 Year	
5-100K	2.50%	2.75%	3.00%	3.25%	3.50%	
101-250K	4.00%	4.50%	5.00%	6.00%	7.00%	
251-500K	5.00%	5.50%	6.00%	7.00%	8.00%	

DISCLAIMER: This publication has been prepared by First Capital Bank Limited and is provided to you for information purposes only. Prices shown in this publication are indicative and First Capital Bank Limited is not offering to buy or sell or soliciting offers to buy or sell any financial instrument. The information contained in this publication has been obtained from sources that First Capital Bank Limited believes to be reliable, but First Capital Bank Limited does not represent or warrant that it is accurate or complete. The views in this publication are those of First Capital Bank Limited and are subject to change, and First Capital Bank Limited has no obligation to update its opinions or the information in this publication.

UNRESTRICTED




YOU'RE GONNA love this app

The Big Bank brings you the new, faster and secure banking solution to make life so much easier.


Remember to Open a Digital Account Today.

- View all accounts
- Face recognition and Biometric log-in
- Quick Pay for Favourites
- Make Zipit payments
- Instant Bill payments
- Share P.O.P's



Download today on:

Download on the App Store | GET IT ON Google Play

Belief comes first. 

www.firstcapitalbank.co.zw

Botswana • Malawi • Mozambique • Zambia • Zimbabwe

First Capital Bank is a Registered Commercial Bank and a member of the Deposit Protection Scheme. Terms and conditions apply.