

10-Nov-2023

Foreign Currency Exchange rates

*CONVENTIONAL QUOTES				*CONVENTIONAL QUOTES				*CONVENTIONAL QUOTES				*CONVENTIONAL QUOTES			
USD CROSS RATES				GBP CROSS RATES				EUR CROSS RATES				ZWL CROSS RATES (WBWS)			
Country	Buy	Sell	Mid	Buy	Sell	Mid	Buy	Sell	Mid	Buy	Sell	Mid	Buy	Sell	Mid
USD													5567.3363	6,313.4742	5,739.5220
ZAR	17.7152	19.5799	18.6476	21.66304	23.94336	22.8032	18.8985	20.8879	19.8932	0.0032	0.0033	0.0032			
EURO	1.0135	1.1201	1.0668							5,969.8490	6,275.9951	6,122.9221			
GBP	1.1617	1.2840	1.2229				0.8288	0.9160	0.8724	6,843.1101	7,194.0388	7,018.5745			
BWP	0.0698	0.0772	0.0735	15.8055	17.4693	16.6374	13.7886	15.2400	14.5143	411.3085	432.4012	421.8549			
JPY	143.81	158.94	151.38	175.8535	194.3644	185.1089	153.4125	169.5612	161.4869	0.0257	0.0270	0.0264			
AUD	0.6046	0.6682	0.6364	1.8254	2.0176	1.9215	1.5925	1.7601	1.6763	3561.3160	3743.9476	3652.6318			
CAD	1.3105	1.4484	1.3795	1.6025	1.7712	1.6869	1.3980	1.5452	1.4716	0.0002	0.0002	0.0002			
CHF	0.8584	0.9487	0.9036	1.0497	1.1601514	1.1049061	0.9157	1.0121	0.9639	0.0002	0.0002	0.0002			

Under the conventional quotes, the USD is the base currency in all instances except for the following currencies, EUR, GBP, AUD and BWP.

For other currencies against RTGS Dollar, the client needs to buy USD and use conventional rates against the USD.


INTERBANK RATE				Other European Countries Mid-rates				Other Asian Countries Mid-rates				COMESA Mid-Rates			
				**For these Please call Treasury				**For these Please call Treasury				**For these Please call Treasury			
USD/ZWL (RTGS \$)				USD CROSS				USD CROSS				USD CROSS			
5,739.5220				Country Mid				Country Mid				Country Mid			
				Sweden 10.9269				China 7.2926				Kenya 151.65			
								India 83.3375				Malawi 1,683.3800			
												Zambia 22.7750			

MONEY MARKET INDICATIVE RATES

SOFR (USD)				(Minimum amount FOR INVESTMENT ZWL 500,000)						USD MONEY MARKET INDICATIVE RATES						
1 Month	3 Months	6 Months		30 Days	60 Days	90 Days	180 Days	1 Year		30 Days	60 Days	90 Days	180 Days	1 Year		
5.32400%	5.34191%	5.26850%		50.00%	50.00%	50.00%	51.00%	52.00%	5-100K	2.50%	2.75%	3.00%	3.25%	3.50%		
									101-250K	4.00%	4.50%	5.00%	6.00%	7.00%		
									251-500K	5.00%	5.50%	6.00%	7.00%	8.00%		

DISCLAIMER: This publication has been prepared by First Capital Bank Limited and is provided to you for information purposes only. Prices shown in this publication are indicative and First Capital Bank Limited is not offering to buy or sell or soliciting offers to buy or sell any financial instrument. The information contained in this publication has been obtained from sources that First Capital Bank Limited believes to be reliable, but First Capital Bank Limited does not represent or warrant that it is accurate or complete. The views in this publication are those of First Capital Bank Limited and are subject to change, and First Capital Bank Limited has no obligation to update its opinions or the information in this publication.

UNRESTRICTED




YOU'RE GONNA love this app

The Big Bank brings you the new, faster and secure banking solution to make life so much easier.


Remember to Open a Digital Account Today.

- View all accounts
- Face recognition and Biometric log-in
- Quick Pay for Favourites
- Make Zipit payments
- Instant Bill payments
- Share P.O.P's



Download today on:

Download on the App Store | GET IT ON Google Play

Belief comes first. 

www.firstcapitalbank.co.zw