

23-Nov-2023

## Foreign Currency Exchange rates

*CONVENTIONAL QUOTES				*CONVENTIONAL QUOTES				*CONVENTIONAL QUOTES				*CONVENTIONAL QUOTES			
USD CROSS RATES				GBP CROSS RATES				EUR CROSS RATES				ZWL CROSS RATES (WBWS)			
Country	Buy	Sell	Mid	Buy	Sell	Mid	Buy	Sell	Mid	Buy	Sell	Mid	Buy	Sell	Mid
USD													5602.7103	6,353.5890	5,775.9900
ZAR	17.8614	19.7415	18.8015	22.346375	24.698625	23.5225	19.4868	21.5380	20.5124	0.0032	0.0033	0.0033			
EURO	1.0365	1.1456	1.0910										6,144.0650	6,459.1452	6,301.6051
GBP	1.1885	1.3137	1.2511				0.8284	0.9156	0.8720	7,045.6826	7,406.9996	7,226.3411			
BWP	0.0700	0.0774	0.0737	16.1377	17.8365	16.9871	14.0726	15.5540	14.8133	414.7666	436.0367	425.4017			
JPY	141.57	156.48	149.03	177.1229	195.7674	186.4452	154.4570	170.7156	162.5863	0.0252	0.0264	0.0258			
AUD	0.6237	0.6894	0.6566	1.8103	2.0008	1.9056	1.5786	1.7448	1.6617	3697.4206	3887.0319	3792.2262			
CAD	1.2978	1.4345	1.3662	1.6237	1.7946	1.7092	1.4159	1.5650	1.4905	0.0002	0.0002	0.0002			
CHF	0.8385	0.9268	0.8827	1.0491	1.1594976	1.1042834	0.9148	1.0111	0.9630	0.0001	0.0002	0.0002			

Under the conventional quotes, the USD is the base currency in all instances except for the following currencies, EUR, GBP, AUD and BWP.

**For other currencies against RTGS Dollar, the client needs to buy USD and use conventional rates against the USD.**

INTERBANK RATE				Other European Countries Mid-rates				Other Asian Countries Mid-rates				COMESA Mid-Rates			
				**For these Please call Treasury				**For these Please call Treasury				**For these Please call Treasury			
USD/ZWL (RTGS \$)				USD CROSS				USD CROSS				USD CROSS			
5,775.9900				Country Mid				Country Mid				Country Mid			
				Sweden 10.4240				China 7.1397				Kenya 152.50			
								India 83.3475				Malawi 1,683.3800			
												Zambia 23.3750			

## MONEY MARKET INDICATIVE RATES


SOFR (USD)		
1 Month	3 Months	6 Months
5.32809%	5.34483%	5.28982%

(Minimum amount FOR INVESTMENT ZWL 500,000)				
30 Days	60 Days	90 Days	180 Days	1 Year
50.00%	50.00%	50.00%	51.00%	52.00%

USD MONEY MARKET INDICATIVE RATES					
	30 Days	60 Days	90 Days	180 Days	1 Year
5-100K	2.50%	2.75%	3.00%	3.25%	3.50%
101-250K	4.00%	4.50%	5.00%	6.00%	7.00%
251-500K	5.00%	5.50%	6.00%	7.00%	8.00%

DISCLAIMER: This publication has been prepared by First Capital Bank Limited and is provided to you for information purposes only. Prices shown in this publication are indicative and First Capital Bank Limited is not offering to buy or sell or soliciting offers to buy or sell any financial instrument. The information contained in this publication has been obtained from sources that First Capital Bank Limited believes to be reliable, but First Capital Bank Limited does not represent or warrant that it is accurate or complete. The views in this publication are those of First Capital Bank Limited and are subject to change, and First Capital Bank Limited has no obligation to update its opinions or the information in this publication.

UNRESTRICTED




**YOU'RE GONNA love this app**

The Big Bank brings you the new, faster and secure banking solution to make life so much easier.


*Remember to Open a Digital Account Today.*

- View all accounts
- Face recognition and Biometric log-in
- Quick Pay for Favourites
- Make Zipit payments
- Instant Bill payments
- Share P.O.P's



Download today on:

Download on the App Store | GET IT ON Google Play

Belief comes first. 

www.firstcapitalbank.co.zw