

2-Feb-2024

Foreign Currency Exchange rates

*CONVENTIONAL QUOTES				*CONVENTIONAL QUOTES				*CONVENTIONAL QUOTES				*CONVENTIONAL QUOTES			
USD CROSS RATES				GBP CROSS RATES				EUR CROSS RATES				ZWL CROSS RATES (WBWS)			
Country	Buy	Sell	Mid	Buy	Sell	Mid	Buy	Sell	Mid	Buy	Sell	Mid	Buy	Sell	Mid
USD													10186.4274	11,551.6187	10,501.4715
ZAR	17.6813	19.5425	18.6119	22.5392	24.9118	23.7255	19.2320	21.2564	20.2442	0.0017	0.0018	0.0018			
EURO	1.0333	1.1421	1.0877										11,136.8893	11,708.0118	11,422.4506
GBP	1.2110	1.3385	1.2748				0.8106	0.8960	0.8533	13,052.0820	13,721.4196	13,386.7508			
BWP	0.0702	0.0776	0.0739	16.3983	18.1244	17.2613	13.9921	15.4649	14.7285	756.1453	794.9220	775.5337			
JPY	139.1500	153.8000	146.4750	177.3831	196.0550	186.7190	151.3548	167.2869	159.3209	0.0136	0.0143	0.0139			
AUD	0.6266	0.6926	0.6596	1.8360	2.0292	1.9326	1.5666	1.7315	1.6490	6753.6013	7099.9399	6926.7706			
CAD	1.2706	1.4044	1.3375	1.6197	1.7902	1.7050	1.3821	1.5275	1.4548	0.0001	0.0001	0.0001			
CHF	0.8146	0.9003	0.8575	1.0384	1.1477	1.0930	0.8860	0.9793	0.9326	0.0001	0.0001	0.0001			

Under the conventional quotes, the USD is the base currency in all instances except for the following currencies, EUR, GBP, AUD and BWP.

For other currencies against RTGS Dollar, the client needs to buy USD and use conventional rates against the USD.


INTERBANK RATE				Other European Countries Mid-rates				Other Asian Countries Mid-rates				COMESA Mid-Rates			
				**For these Please call Treasury				**For these Please call Treasury				**For these Please call Treasury			
USD/ZWL (RTGS \$)				USD CROSS				USD CROSS				USD CROSS			
10,501.4715				Country Mid				Country Mid				Country Mid			
				Sweden 10.3882				China 7.1808				Kenya 160.50			
								India 82.8500				Malawi 1,683.3800			
												Zambia 27.2000			

MONEY MARKET INDICATIVE RATES

SOFR (USD)				(Minimum amount FOR INVESTMENT ZWL 500,000)						USD MONEY MARKET INDICATIVE RATES						
1 Month	3 Months	6 Months		30 Days	60 Days	90 Days	180 Days	1 Year		30 Days	60 Days	90 Days	180 Days	1 Year		
5.32935%	5.36078%	5.38658%		50.00%	50.00%	50.00%	51.00%	52.00%		5-100K	2.50%	2.75%	3.00%	3.25%	3.50%	
										101-250K	4.00%	4.50%	5.00%	6.00%	7.00%	
										251-500K	5.00%	5.50%	6.00%	7.00%	8.00%	

DISCLAIMER: This publication has been prepared by First Capital Bank Limited and is provided to you for information purposes only. Prices shown in this publication are indicative and First Capital Bank Limited is not offering to buy or sell or soliciting offers to buy or sell any financial instrument. The information contained in this publication has been obtained from sources that First Capital Bank Limited believes to be reliable, but First Capital Bank Limited does not represent or warrant that it is accurate or complete. The views in this publication are those of First Capital Bank Limited and are subject to change, and First Capital Bank Limited has no obligation to update its opinions or the information in this publication.

UNRESTRICTED




YOU'RE GONNA love this app

The Big Bank brings you the new, faster and secure banking solution to make life so much easier.


Remember to Open a Digital Account Today.

- View all accounts
- Face recognition and Biometric log-in
- Quick Pay for Favourites
- Make Zipit payments
- Instant Bill payments
- Share P.O.P's



Download today on:

Download on the App Store | GET IT ON Google Play

Belief comes first. 

www.firstcapitalbank.co.zw