

13-Feb-2024

Foreign Currency Exchange rates

*CONVENTIONAL QUOTES				*CONVENTIONAL QUOTES				*CONVENTIONAL QUOTES				*CONVENTIONAL QUOTES			
USD CROSS RATES				GBP CROSS RATES				EUR CROSS RATES				ZWL CROSS RATES (WBWS)			
Country	Buy	Sell	Mid	Buy	Sell	Mid	Buy	Sell	Mid	Buy	Sell	Mid	Buy	Sell	Mid
USD													11549.7097	13,097.6089	11,906.9172
ZAR	17.9598	19.8503	18.9050	22.6670	25.0530	23.86	19.3445	21.3807	20.3626	0.0015	0.0016	0.0016			
EURO	1.0232	1.1310	1.0771							12,504.3170	13,145.5640	12,824.9405			
GBP	1.1990	1.3252	1.2621				0.8107	0.8961	0.8534	14,652.0272	15,403.4132	15,027.7202			
BWP	0.0693	0.0765	0.0729	16.4471	18.1784	17.3128	14.0363	15.5138	14.7750	846.3139	889.7146	868.0143			
JPY	142.0200	156.9600	149.4900	179.2378	198.1049	188.6713	152.9649	169.0665	161.0157	0.0122	0.0129	0.0126			
AUD	0.6194	0.6847	0.6521	1.8388	2.0324	1.9356	1.5693	1.7345	1.6519	7569.8077	7958.0030	7763.9054			
CAD	1.2779	1.4124	1.3452	1.6128	1.7826	1.6977	1.3764	1.5213	1.4489	0.0001	0.0001	0.0001			
CHF	0.8322	0.9198	0.8760	1.0503	1.1609	1.1056	0.8964	0.9907	0.9435	0.0001	0.0001	0.0001			

Under the conventional quotes, the USD is the base currency in all instances except for the following currencies, EUR, GBP, AUD and BWP.

For other currencies against RTGS Dollar, the client needs to buy USD and use conventional rates against the USD.


INTERBANK RATE				Other European Countries Mid-rates				Other Asian Countries Mid-rates				COMESA Mid-Rates			
				**For these Please call Treasury				**For these Please call Treasury				**For these Please call Treasury			
USD/ZWL (RTGS \$)				USD CROSS				USD CROSS				USD CROSS			
11,906.9172				Country Mid				Country Mid				Country Mid			
				Sweden 10.4096				China 7.1936				Kenya 157.50			
								India 83.0125				Malawi 1,683.3350			
												Zambia 26.8750			

MONEY MARKET INDICATIVE RATES

SOFR (USD)				(Minimum amount FOR INVESTMENT ZWL 500,000)						USD MONEY MARKET INDICATIVE RATES					
1 Month	3 Months	6 Months		30 Days	60 Days	90 Days	180 Days	1 Year		30 Days	60 Days	90 Days	180 Days	1 Year	
5.32466%	5.35999%	5.38743%		50.00%	50.00%	50.00%	51.00%	52.00%		5-100K	2.50%	2.75%	3.00%	3.25%	3.50%
										101-250K	4.00%	4.50%	5.00%	6.00%	7.00%
										251-500K	5.00%	5.50%	6.00%	7.00%	8.00%

DISCLAIMER: This publication has been prepared by First Capital Bank Limited and is provided to you for information purposes only. Prices shown in this publication are indicative and First Capital Bank Limited is not offering to buy or sell or soliciting offers to buy or sell any financial instrument. The information contained in this publication has been obtained from sources that First Capital Bank Limited believes to be reliable, but First Capital Bank Limited does not represent or warrant that it is accurate or complete. The views in this publication are those of First Capital Bank Limited and are subject to change, and First Capital Bank Limited has no obligation to update its opinions or the information in this publication.

UNRESTRICTED




YOU'RE GONNA love this app

The Big Bank brings you the new, faster and secure banking solution to make life so much easier.


Remember to Open a Digital Account Today.

- View all accounts
- Face recognition and Biometric log-in
- Quick Pay for Favourites
- Make Zipit payments
- Instant Bill payments
- Share P.O.P's



Download today on:

Download on the App Store | GET IT ON Google Play

Belief comes first. 

www.firstcapitalbank.co.zw