

19-Feb-2024

Foreign Currency Exchange rates

*CONVENTIONAL QUOTES				*CONVENTIONAL QUOTES				*CONVENTIONAL QUOTES				*CONVENTIONAL QUOTES			
	USD CROSS RATES			GBP CROSS RATES			EUR CROSS RATES			ZWL CROSS RATES (WBWS)					
Country	Buy	Sell	Mid	Buy	Sell	Mid	Buy	Sell	Mid	Buy	Sell	Mid			
USD										12566.5016	14,250.6719	12,955.1563			
ZAR	17.9462	19.8352	18.8907	22.6499	25.0341	23.842	19.3478	21.3844	20.3661	0.0014	0.0015	0.0015			
EURO	1.0242	1.1320	1.0781							13,617.7802	14,316.1279	13,966.9540			
GBP	1.1990	1.3252	1.2621				0.8115	0.8969	0.8542	15,941.9352	16,759.4703	16,350.7028			
BWP	0.0694	0.0767	0.0730	16.4246	18.1535	17.2890	14.0301	15.5069	14.7685	922.0832	969.3696	945.7264			
JPY	142.5000	157.5100	150.0050	179.8552	198.7874	189.3213	153.6344	169.8064	161.7204	0.0113	0.0119	0.0116			
AUD	0.6217	0.6871	0.6544	1.8322	2.0251	1.9286	1.5651	1.7298	1.6475	8265.9079	8689.8006	8477.8543			
CAD	1.2804	1.4151	1.3478	1.6159	1.7860	1.7010	1.3804	1.5257	1.4530	0.0001	0.0001	0.0001			
CHF	0.8373	0.9254	0.8814	1.0567	1.1680	1.1124	0.9027	0.9977	0.9502	0.0001	0.0001	0.0001			

Under the conventional quotes, the USD is the base currency in all instances except for the following currencies, EUR, GBP, AUD and BWP.

For other currencies against RTGS Dollar, the client needs to buy USD and use conventional rates against the USD.


INTERBANK RATE				Other European Countries Mid-rates				Other Asian Countries Mid-rates				COMESA Mid-Rates			
				**For these Please call Treasury				**For these Please call Treasury				**For these Please call Treasury			
USD/ZWL (RTGS \$)				USD CROSS				USD CROSS				USD CROSS			
12,955.1563				Country Mid				Country Mid				Country Mid			
				Sweden 10.4296				China 7.1968				Kenya 144.50			
								India 82.9720				Malawi 1,683.3350			
												Zambia 24.7250			

MONEY MARKET INDICATIVE RATES

SOFR (USD)				(Minimum amount FOR INVESTMENT ZWL 500,000)						USD MONEY MARKET INDICATIVE RATES					
1 Month	3 Months	6 Months		30 Days	60 Days	90 Days	180 Days	1 Year		30 Days	60 Days	90 Days	180 Days	1 Year	
5.32407%	5.35945%	5.38761%		50.00%	50.00%	50.00%	51.00%	52.00%		5-100K	2.50%	2.75%	3.00%	3.25%	3.50%
										101-250K	4.00%	4.50%	5.00%	6.00%	7.00%
										251-500K	5.00%	5.50%	6.00%	7.00%	8.00%

DISCLAIMER: This publication has been prepared by First Capital Bank Limited and is provided to you for information purposes only. Prices shown in this publication are indicative and First Capital Bank Limited is not offering to buy or sell or soliciting offers to buy or sell any financial instrument. The information contained in this publication has been obtained from sources that First Capital Bank Limited believes to be reliable, but First Capital Bank Limited does not represent or warrant that it is accurate or complete. The views in this publication are those of First Capital Bank Limited and are subject to change, and First Capital Bank Limited has no obligation to update its opinions or the information in this publication.

UNRESTRICTED




YOU'RE GONNA love this app

The Big Bank brings you the new, faster and secure banking solution to make life so much easier.


Remember to Open a Digital Account Today.

- View all accounts
- Face recognition and Biometric log-in
- Quick Pay for Favourites
- Make Zipit payments
- Instant Bill payments
- Share P.O.P's



Download today on:

Download on the App Store | GET IT ON Google Play

Belief comes first. 

www.firstcapitalbank.co.zw