

20-Feb-2024

## Foreign Currency Exchange rates

*CONVENTIONAL QUOTES				*CONVENTIONAL QUOTES				*CONVENTIONAL QUOTES				*CONVENTIONAL QUOTES			
	USD CROSS RATES			GBP CROSS RATES			EUR CROSS RATES			ZWL CROSS RATES (WBWS)					
Country	Buy	Sell	Mid	Buy	Sell	Mid	Buy	Sell	Mid	Buy	Sell	Mid			
USD										12769.1052	14,480.4286	13,164.0260			
ZAR	18.0367	19.9352	18.9860	22.7027	25.0925	23.8976	19.4255	21.4703	20.4479	0.0014	0.0015	0.0014			
EURO	1.0232	1.1309	1.0770							13,823.2146	14,532.0974	14,177.6560			
GBP	1.1958	1.3216	1.2587				0.8128	0.8984	0.8556	16,155.3205	16,983.7985	16,569.5595			
BWP	0.0694	0.0767	0.0730	16.3803	18.1046	17.2425	14.0158	15.4911	14.7534	936.9496	984.9982	960.9739			
JPY	142.8500	157.8800	150.3650	179.8012	198.7276	189.2644	153.8459	170.0403	161.9431	0.0111	0.0117	0.0114			
AUD	0.6205	0.6859	0.6532	1.8306	2.0233	1.9270	1.5664	1.7312	1.6488	8383.7732	8813.7103	8598.7418			
CAD	1.2829	1.4179	1.3504	1.6148	1.7847	1.6997	1.3817	1.5271	1.4544	0.0001	0.0001	0.0001			
CHF	0.8387	0.9269	0.8828	1.0556	1.1667	1.1112	0.9032	0.9983	0.9508	0.0001	0.0001	0.0001			

Under the conventional quotes, the USD is the base currency in all instances except for the following currencies, EUR, GBP, AUD and BWP.

**For other currencies against RTGS Dollar, the client needs to buy USD and use conventional rates against the USD.**

INTERBANK RATE				Other European Countries Mid-rates				Other Asian Countries Mid-rates				COMESA Mid-Rates			
				**For these Please call Treasury				**For these Please call Treasury				**For these Please call Treasury			
<b>USD/ZWL (RTGS \$)</b>				<b>USD CROSS</b>				<b>USD CROSS</b>				<b>USD CROSS</b>			
13,164.0260				Country Mid				Country Mid				Country Mid			
				Sweden 10.4078				China 7.1984				Kenya 145.50			
								India 82.9675				Malawi 1,683.3350			
												Zambia 22.5250			

## MONEY MARKET INDICATIVE RATES


SOFR (USD)		
1 Month	3 Months	6 Months
5.32407%	5.35945%	5.38761%

(Minimum amount FOR INVESTMENT ZWL 500,000)					
30 Days	60 Days	90 Days	180 Days	1 Year	
50.00%	50.00%	50.00%	51.00%	52.00%	

USD MONEY MARKET INDICATIVE RATES						
	30 Days	60 Days	90 Days	180 Days	1 Year	
5-100K	2.50%	2.75%	3.00%	3.25%	3.50%	
101-250K	4.00%	4.50%	5.00%	6.00%	7.00%	
251-500K	5.00%	5.50%	6.00%	7.00%	8.00%	

DISCLAIMER: This publication has been prepared by First Capital Bank Limited and is provided to you for information purposes only. Prices shown in this publication are indicative and First Capital Bank Limited is not offering to buy or sell or soliciting offers to buy or sell any financial instrument. The information contained in this publication has been obtained from sources that First Capital Bank Limited believes to be reliable, but First Capital Bank Limited does not represent or warrant that it is accurate or complete. The views in this publication are those of First Capital Bank Limited and are subject to change, and First Capital Bank Limited has no obligation to update its opinions or the information in this publication.

UNRESTRICTED




**YOU'RE GONNA love this app**

The Big Bank brings you the new, faster and secure banking solution to make life so much easier.


*Remember to Open a Digital Account Today.*

- View all accounts
- Face recognition and Biometric log-in
- Quick Pay for Favourites
- Make Zipit payments
- Instant Bill payments
- Share P.O.P's



Download today on:

Download on the App Store | GET IT ON Google Play

Belief comes first. 

www.firstcapitalbank.co.zw