

27-Feb-2024

Foreign Currency Exchange rates

	*CONVENTIONAL QUOTES			*CONVENTIONAL QUOTES			*CONVENTIONAL QUOTES			*CONVENTIONAL QUOTES		
	USD CROSS RATES			GBP CROSS RATES			EUR CROSS RATES			ZWL CROSS RATES (WBWS)		
Country	Buy	Sell	Mid	Buy	Sell	Mid	Buy	Sell	Mid	Buy	Sell	Mid
USD										13890.8042	15,752.4584	14,320.4167
ZAR	18.3355	20.2656	19.3006	23.2513	25.6988	24.475	19.8959	21.9902	20.9430	0.0013	0.0014	0.0013
EURO	1.0308	1.1394	1.0851							15,150.6071	15,927.5613	15,539.0842
GBP	1.2047	1.3315	1.2681				0.8129	0.8985	0.8557	17,705.7274	18,613.7134	18,159.7204
BWP	0.0688	0.0760	0.0724	16.6394	18.3910	17.5152	14.2382	15.7369	14.9876	1010.8782	1062.7181	1036.7982
JPY	142.9500	158.0000	150.4750	181.2765	200.3582	190.8173	155.1164	171.4444	163.2804	0.0102	0.0108	0.0105
AUD	0.6220	0.6874	0.6547	1.8401	2.0338	1.9369	1.5745	1.7403	1.6574	9141.1874	9609.9662	9375.5768
CAD	1.2825	1.4175	1.3500	1.6263	1.7975	1.7119	1.3916	1.5381	1.4649	0.0001	0.0001	0.0001
CHF	0.8360	0.9239	0.8800	1.0601	1.1717	1.1159	0.9071	1.0026	0.9548	0.0001	0.0001	0.0001

Under the conventional quotes, the USD is the base currency in all instances except for the following currencies, EUR, GBP, AUD and BWP.

For other currencies against RTGS Dollar, the client needs to buy USD and use conventional rates against the USD.

INTERBANK RATE			Other European Countries Mid-rates			Other Asian Countries Mid-rates			COMESA Mid-Rates		
			**For these Please call Treasury			**For these Please call Treasury			**For these Please call Treasury		
USD/ZWL (RTGS \$)			USD CROSS			USD CROSS			USD CROSS		
14,320.4167			Country Mid			Country Mid			Country Mid		
			Sweden 10.2790			China 7.1984			Kenya 145.50		
						India 82.8900			Malawi 1,683.3350		
									Zambia 23.1250		

MONEY MARKET INDICATIVE RATES


SOFR (USD)		
1 Month	3 Months	6 Months
5.32062%	5.35795%	5.38775%

(Minimum amount FOR INVESTMENT ZWL 500,000)					
30 Days	60 Days	90 Days	180 Days	1 Year	
50.00%	50.00%	50.00%	51.00%	52.00%	

USD MONEY MARKET INDICATIVE RATES					
	30 Days	60 Days	90 Days	180 Days	1 Year
5-100K	2.50%	2.75%	3.00%	3.25%	3.50%
101-250K	4.00%	4.50%	5.00%	6.00%	7.00%
251-500K	5.00%	5.50%	6.00%	7.00%	8.00%

DISCLAIMER: This publication has been prepared by First Capital Bank Limited and is provided to you for information purposes only. Prices shown in this publication are indicative and First Capital Bank Limited is not offering to buy or sell or soliciting offers to buy or sell any financial instrument. The information contained in this publication has been obtained from sources that First Capital Bank Limited believes to be reliable, but First Capital Bank Limited does not represent or warrant that it is accurate or complete. The views in this publication are those of First Capital Bank Limited and are subject to change, and First Capital Bank Limited has no obligation to update its opinions or the information in this publication.

UNRESTRICTED




YOU'RE GONNA love this app

The Big Bank brings you the new, faster and secure banking solution to make life so much easier.


Remember to Open a Digital Account Today.

- View all accounts
- Face recognition and Biometric log-in
- Quick Pay for Favourites
- Make Zipit payments
- Instant Bill payments
- Share P.O.P's



Download today on:

Download on the App Store | GET IT ON Google Play

Belief comes first. 

www.firstcapitalbank.co.zw